

# Heated Towel Rails



## IP55 Rated for Use in Wet Zones

Manufactured using high quality stainless steel (SS304) making them resistant to staining and corrosion, ideal for bathroom environments.

## Intuitive Control

Can connect to existing lighting circuit for automatic operation when light is switched on or controlled by an independent controller that provides power on demand.

## Contemporary Design with Easy Installation

Provides an excellent, energy efficient solution to provide an additional source of heat for your bathroom as well as year round towel drying and warming.

## Energy Efficient, Dry Heat Technology

Uses dry heating technology meaning there is no liquid inside the rails so there is no risk of leaks, leading to a maintenance free solution.

## Overview

Warmup electric heated towel rails are an excellent, energy efficient solution to provide an additional source of heat for your bathroom as well as year round towel drying and warming. The rails use dry heating technology meaning they are maintenance free with no risk of leaks.


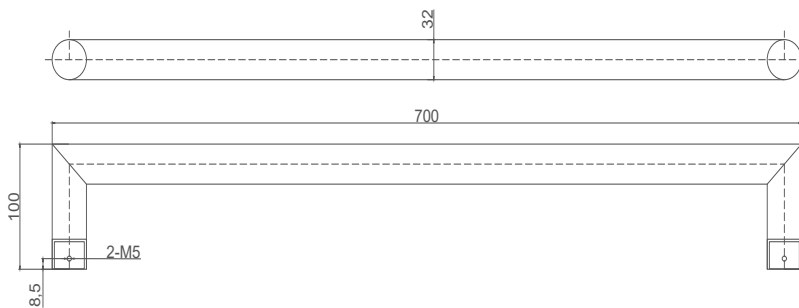
The rails are available in both single bar and ladder models with a variety of finishes to suit any bathroom style. They are manufactured using high quality stainless steel (SS304) making them resistant to staining and corrosion, ideal for bathroom environments.

Installation is straightforward as the rails can either be connected into the rooms lighting circuit, activating the towel rail when the lights are switched on or alternatively they can be controlled by an independent controller that provides power on demand.


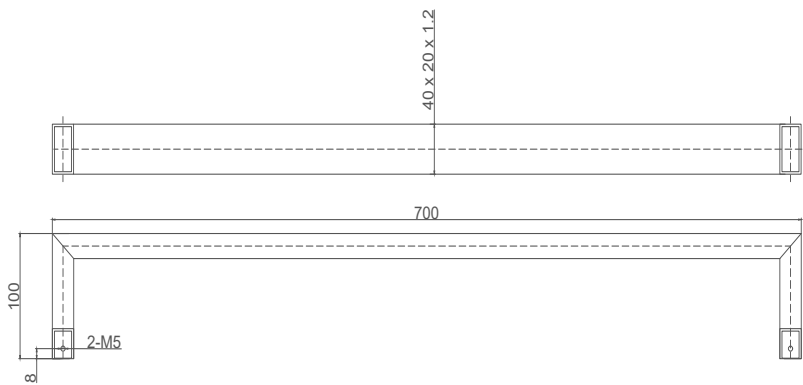
Warmup heated towel rails are available in a wide range of sizes and wattages to suit all bathrooms.

# Technical specification

Code	Height (mm)	Width (mm)	Depth (mm)	Connection	Voltage	Power (W)	BTU/hr	Load (A)	Resistance +/- 10% ( $\Omega$ )
<b>Single Bar Rail - Round</b>									
HTR-1ROBR	32	700	100	1.5 m coldtail	230 V AC: 50 Hz	19	64.8	0.08	2800
HTR-1RQPO	32	700	100	1.5 m coldtail	230 V AC: 50 Hz	19	64.8	0.08	2800
<b>Single Bar Rail - Square</b>									
HTR-1SQBR	40	700	100	1.5 m coldtail	230 V AC: 50 Hz	19	64.8	0.08	2800
HTR-1SQPO	40	700	100	1.5 m coldtail	230 V AC: 50 Hz	19	64.8	0.08	2800


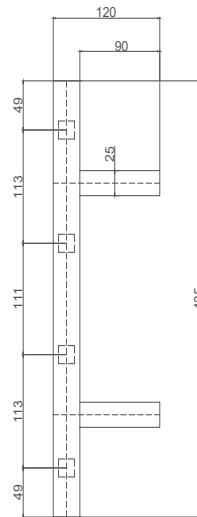
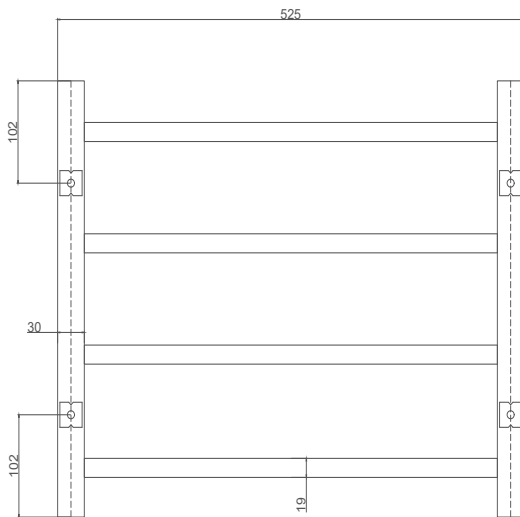

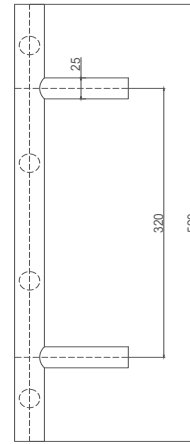
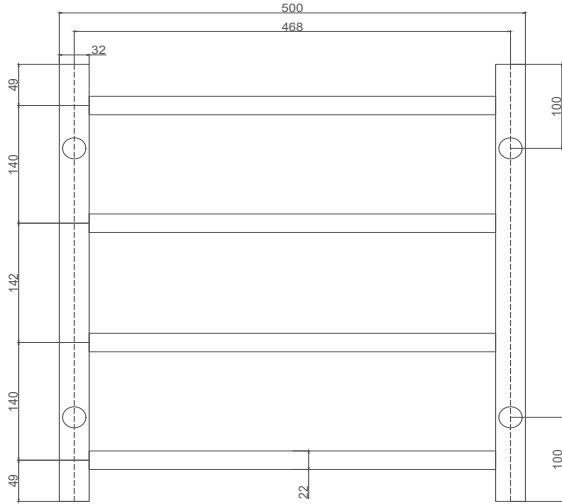


 IP55

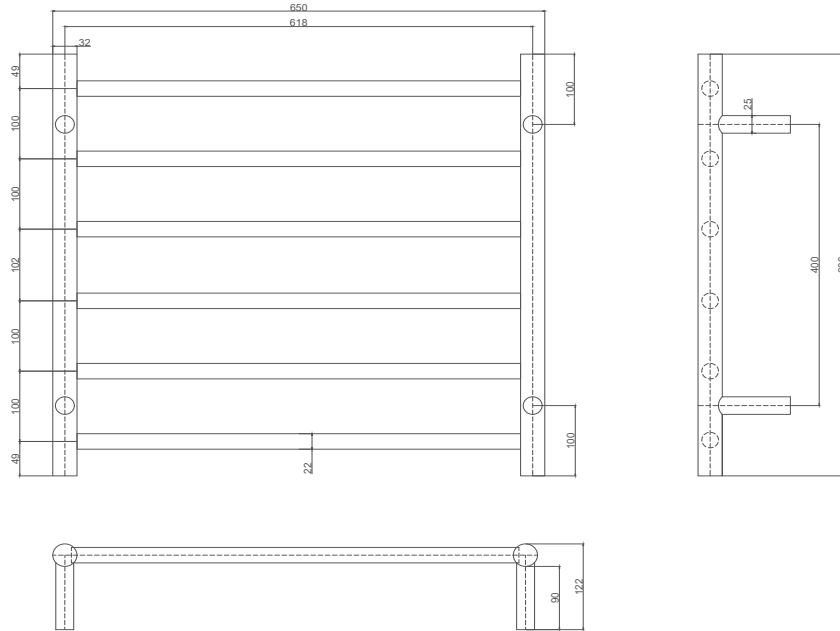


 IP55

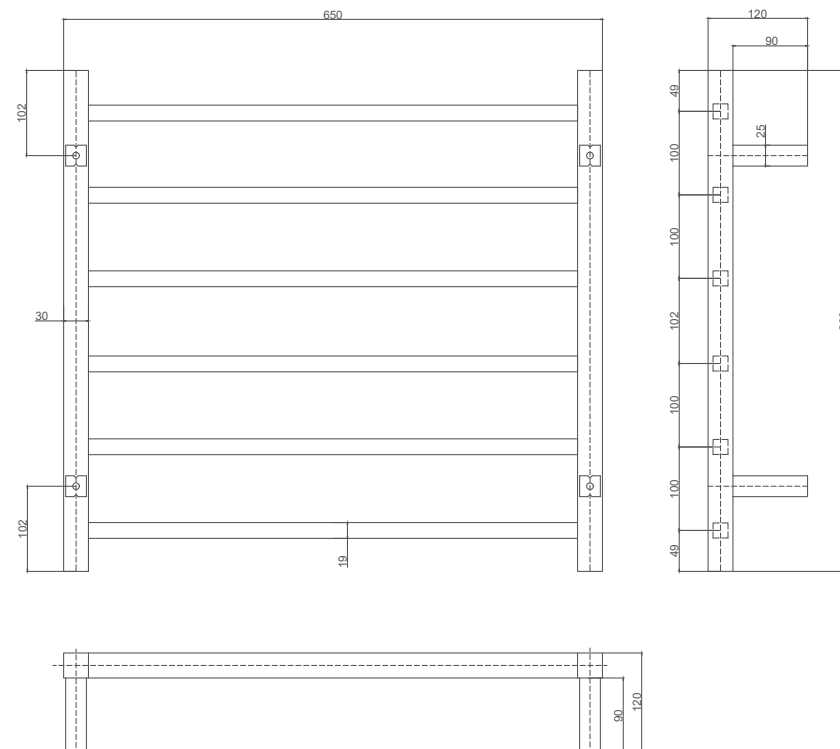
Code	Height (mm)	Width (mm)	Depth (mm)	Connection	Voltage	Power	BTU/hr	Load	Resistance +/- 10% ( $\Omega$ )
<b>4 Bar Ladder Rail - Round</b>									
HTR-4ROPO	520	500	122	1.5 m coldtail	230 V AC: 50 Hz	52	177.4	0.23	1017
<b>4 Bar Ladder Rail - Square</b>									
HTR-4SQPO	435	525	120	1.5 m coldtail	230 V AC: 50 Hz	52	177.4	0.23	1017



Code	Height (mm)	Width (mm)	Depth (mm)	Connection	Voltage	Power	BTU/hr	Load	Resistance +/- 10% (Ω)
<b>6 Bar Ladder Rail - Round</b>									
HTR-6ROPO	600	650	122	1.5 m coldtail	230 V AC: 50 Hz	90	307.1	0.39	588
<b>6 Bar Ladder Rail - Square</b>									
HTR-6SQPO	600	650	120	1.5 m coldtail	230 V AC: 50 Hz	95	324.1	0.41	557

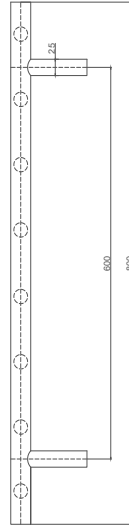
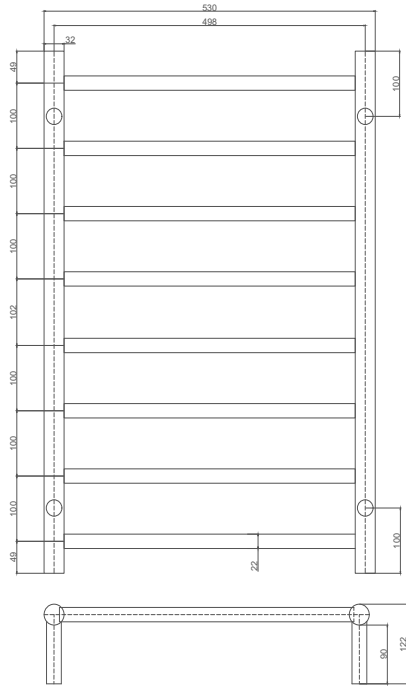


 IP55

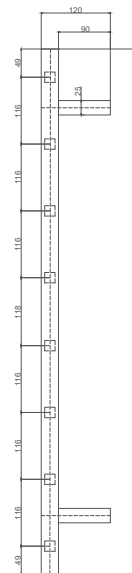
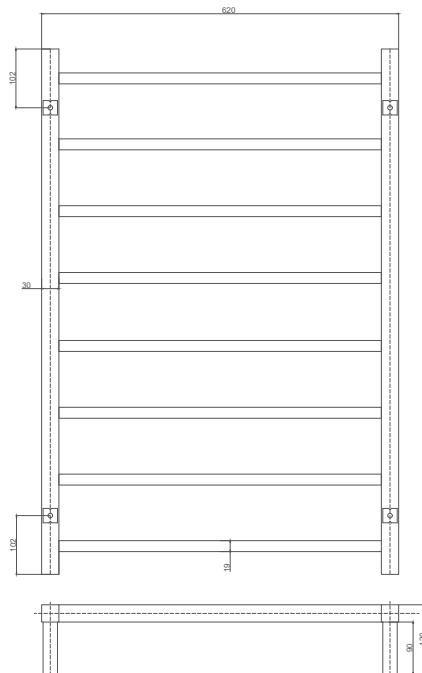


 IP55

Code	Height (mm)	Width (mm)	Depth (mm)	Connection	Voltage	Power	BTU/hr	Load	Resistance +/- 10% (Ω)
<b>8 Bar Ladder Rail - Round</b>									
HTR-8ROPO	800	530	122	1.5 m coldtail	230 V AC: 50 Hz	100	341.2	0.43	529
<b>8 Bar Ladder Rail - Square</b>									
HTR-8SQPO	912	620	120	1.5 m coldtail	230 V AC: 50 Hz	100	392.4	0.50	460



IP55



IP55

## Contact

### Warmup EN

www.warmup.co.uk  
uk@warmup.com

T: 0345 345 2288  
F: 0345 345 2299

Warmup plc ■ 704 Tudor Estate ■ Abbey Road ■ London ■ NW10 7UW ■ UK  
Warmup GmbH ■ Ottostraße 3 ■ 27793 Wildeshausen ■ DE